




MONTBLANC

Inspire Writing SERIES





Write.

Artfully, Precisely, Creatively.

Write letters, write words,
write stories, write images.

Find the right
expression.

Find your own style,

Find your voice.

Unfold your handwriting's full
potential.

Just let it flow.

Thoughts,

Emotions, Ink.

Welcome to the

MONTBLANC

Inspire Writing SERIES



YOUR

*Classic
American Cursive*

Part Two: Capitals

CLASS

WITH
CHANTELLE HOFFMANN

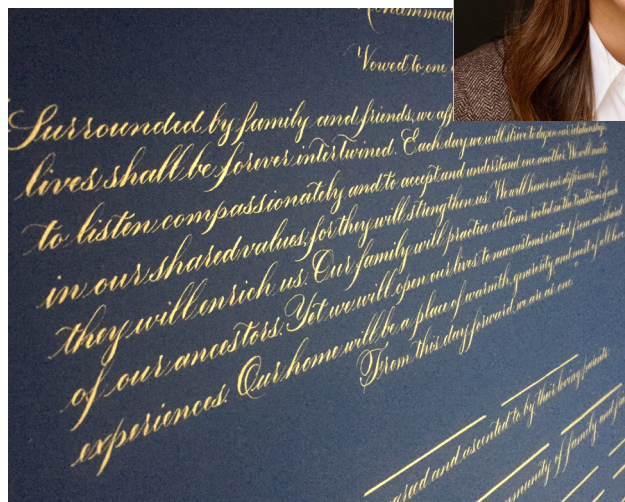


CHANTELLE HOFFMANN

HONORING THE PAST, CULTIVATING THE FUTURE:
HEIRLOOM INSPIRED WRITING

Lovely to meet you! I'm Chantelle, the hand behind Bespoke Strokes Calligraphy. As a professional penman, engraver, and instructor, my passion is to spread the love for pen and ink through the written word.

While my work has graced celebrity weddings, luxury brand items, and countless home walls, I consider teaching to be my greatest joy as I see lives impacted by the gift of pen and ink. There is power in the pen!



As an active member of the International Association of Master Penmen, Engrossers, and Teachers of Handwriting, I've had the privilege to learn from Master Penmen and

consider it an honor to share this endless inspiration with you all.

Thank you for joining me in class today. I hope you find joy and inspiration during our time together!

Cheers,
Chantelle



/bespokestrokes



bespokestrokes.com



info@bespokestrokes.com

Bespoke Strokes
CALLIGRAPHY

MONTBLANC
Inspire Writing SERIES

#InspireWriting



Classic American Cursive

Welcome to class! In our lesson today we will study a traditional style of American cursive based upon the classic 19th century "Palmer Method" of writing. While evoking a sense of vintage nostalgia, this lovely script is an ideal hand for every day use and lends itself to speed, legibility, and prolonged sessions of writing! In part one of this series we looked at pen control, slant, and cadence and how those three key elements help us create the lovely lowercase letter forms. In today's class we will take a closer look at the capital letters.

CURSIVE PENMANSHIP STYLES

There is great variety in the world of cursive handwriting. The samples to the right are just a few commonly used styles you may come across. Our study today continues in the vein of the vintage Palmer Method style of Business Handwriting.

WHAT IS BUSINESS PENMANSHIP

Business penmanship was taught as a particular professional skill in the early 1900s to facilitate clear, elegant, and swift written communication in a business context. Austin Palmer, Mary Champion, E.C. Mills and many others were some of the penmen of this era who taught similar styles that influence the "Classic American Cursive" we are learning today.

Pen + Ink
Italic Cursive

Pen & Ink
French Cursive

Pen & Ink
D'Nealian Cursive

Pen & Ink
Palmer Cursive

SAMPLE OF BUSINESS PENMANSHIP BY E. C. MILLS, CIRCA 1924

Hoping to receive a favorable
reply and that we may hear from
you soon, we remain,

Yours truly,

A. S. Osborn & Co.



Classic American Cursive

Aa Bb Cc Dd

Ee Ff Gg Hh Ii

Jj Kk Ll Mm

Nn Oo Pp Qq Rr

Ss Tt Uu Vv

Ww Xx Yy Zz



YOUR

*Classic
American Cursive*


Part Two: Capitals

EXERCISE SHEETS

FOR PRINTOUT



LET'S REVIEW: In our last class we discussed Palmer's „mechanics“ of controlling the writing instrument using our arms rather than our fingers as the „motor“ that controls the pen on the page. Let's see if we can fire up that motor and get us off to a strong start today:

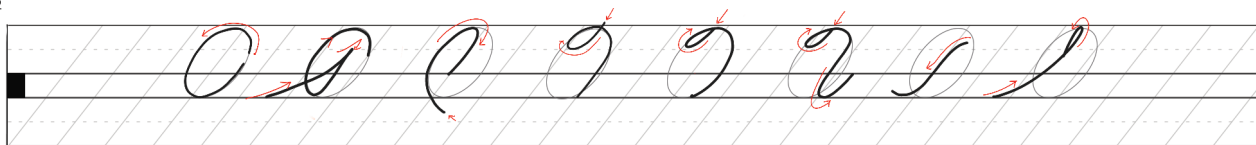




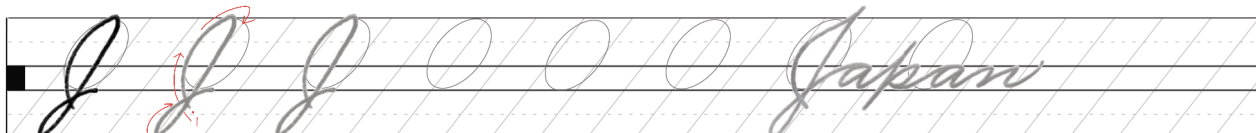
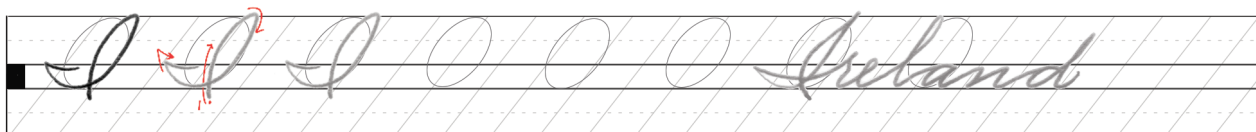
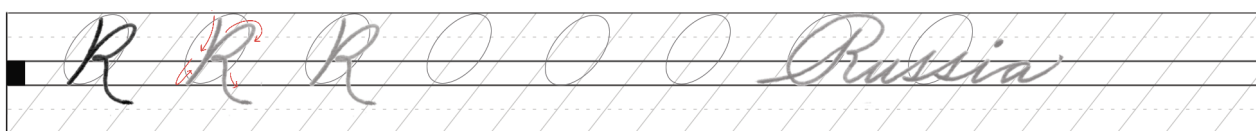
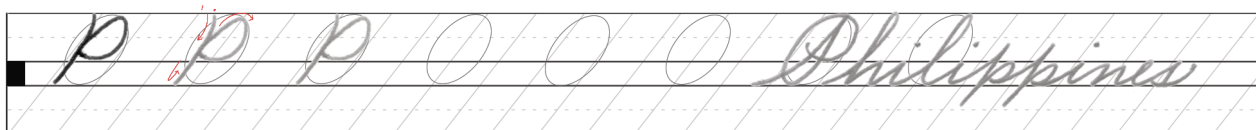
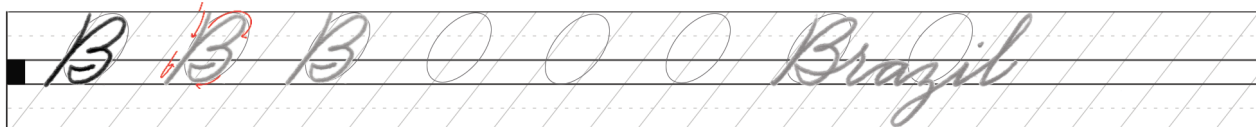
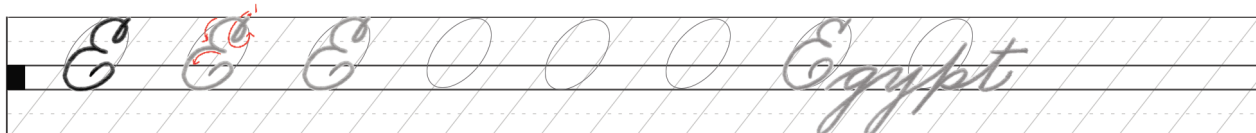
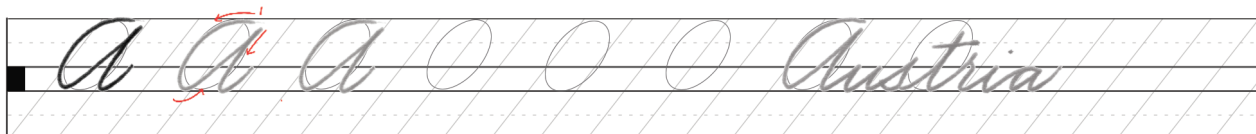
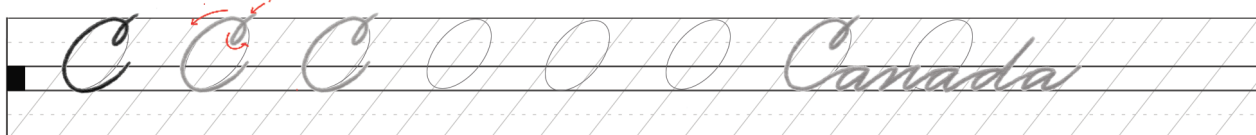
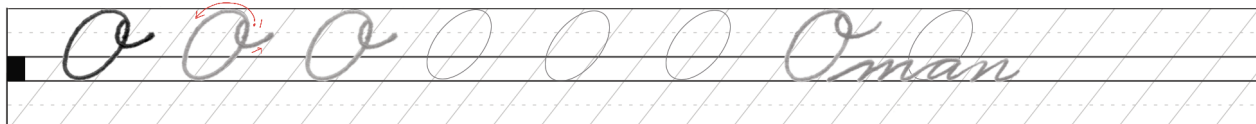
Basic Strokes

LINE NAMES

Ascender
(Mid- ascender)
Header
Baseline
(Mid-descender)
Descender



Main Form Stroke Order





H H H O O O Hungary

K K K O O O Korea

M M M O O O Mexico

N N N O O O Nigeria

W W W O O O Wales

Q Q Q O O O Qatar

X X X O O O Xavier

Z Z Z O O O Zimbabwe


U U U O O O Ukraine

V V V O O O Venezuela

Y Y Y O O O Yemen



Main Form Stroke Order



Put It To Use

